





UTV FLARE™ WINGS FOR POLARIS RZR

INCLUDED COMPONENTS:


- (2) FLARE™ Wings
- (2) Axia clamp kits
- (1) Instruction flyer

QUESTIONS?

-  **EMAIL:**
info@getklocked.com
-  **CALL:** (605) 996.3700



1



1



2



5



3

INSTALLATION

1. Follow the instructions on the Axia clamps to install all four on the front roll cage.
 - a. Remove the thumb screws and nylon washers from the clamp inserts **(1)**
 - b. Use the plastic bag that the clamp comes in as a powder coat guard while installing the hoop on the roll cage. **(2)**
 - c. Loosely install the insert and finger-tighten hardware to prevent the clamps from sliding on the roll cage using the orientation shown in **(3)**
2. Install your new FLARE™ Wing with the thumb screw and washer removed in step 1a. **(4)**
3. Rotate the wing position before tightening the Axia clamp on the roll cage **(4)**
4. Loosen the thumb screw to set the pitch of the wing and refasten with the thumb screw before use. **(5)**